


Fix Tile (FT)

Tile Fixing Adhesive



DESCRIPTION

FIX TILE is waterproof tile adhesive and Tile mate is a specially formulated adhesive, made from the finest aggregates & the best quality additives. Everything else that is required for a finish that does wonders to a tiling or sladding job and to your reputation.

TECHNICAL INFORMATION

CHARACTERISTICS

- Viscosity of the Mix : Thick, soft paste
- Maturation time at 30°C : 15-20 minutes.
- Vertical slip resistance : Excellent
- Dilute acids, alkalies & Soap water resistance : Excellent
- Shrinkage : Non-shrink
- Colour shades. : Grey
- Coverage, by solid bed of 3 mm thickness by notch Trowel of 3 mm thickness : 2-3 Kg/sq.mt.

USAGE


- Fix Tile can be used on both interiors as well as exterior applications.
- For fixing of marbles, mosaic or ceramic tiles, in bathrooms, toilets, swimming pools and other such areas constantly affected by water.

FEATURES / ADVANTAGES

- Does not require wetting of the surface to be tiled.
- Does not require soaking of tiles before fixing.
- Does not require curing of adhesive after fixing.
- Does not require tile batting as tiles can be pressed into position with ease.
- Gives the mason an adjustability time of 45 minutes to correct joint alignments and tile patterns.
- Provides freedom to begin a wall job from the top downwards, without any tile support because its adhesive strength prevents vertical sliding.
- The bond strength is superior to that of ordinary mortars.
- It does not shrink or crack while curing.
- It is water resistant, even remains unaffected by continuous flowing or stagnant water.
- Tiles can be fixed on cement mortars, wood, metal, asbestos sheet surface & even tile on tile.

Fix Tile (FT)

Tile Fixing Adhesive



- Resistant to dilute acids, alkalies and soap water.
- It saves time. Tile fixing job can be completed less than half the time that it takes using conventional mortars.
- FIX TILE is available in two grades - SUPER AND REGULAR

DIRECTION FOR USE

SURFACE PREPARATION.

The surface should be sound, dry and free from dirt, oils and greases. In case any concrete curing, membranes are used, should be removed by Wire brushing.

MIXING

Super Grade : Mix 1.5 part water to 4 parts of the adhesive powder thoroughly with a trowel or steel paddle hand stirrer i.e. slow speed electric drill with steel paddle stirrer to a uniform consistency paste. Let the mixture stand for 15-20 minutes to allow the organic compound in it to dissolve completely.

Regular Grade : Mix 1 part water to 4 parts of adhesive powder.

APPLICATION

Stir the mixture well once more. Spread the mixture onto the wall with a notch trowel. Lay the tile over the adhesive & press it down to squash the groove formed.

FIXING

A layer of 3 mm thickness between the tile and surface should suffice.

POST APPLICATION


Wipe off the surplus paste from the tiles with a damp cloth. Leave for minimum 24 hours before grouting the joints.

CLEANING

Tools and equipments should be cleaned with water when the adhesive is in uncured state.

▣ Fix Tile (FT)

Tile Fixing Adhesive



PRECAUTIONS

As Fix Tile is moisture sensitive.
Store it at dry conditions.
Do not add excess water while mixing.

PACKING

10 kg. & 30 kg.

TILE MATE is a waterproof tiles joint filling compound which is available in tile matching colour shades.

FIX TILE SUPER has extra bonding & water proofing properties.