


TECHWALL ULTRA

HIGH GLOSS POLYURETHANE WALL COATING



DESCRIPTION

TECHWALL ULTRA is a two component specially developed modified Polyurethane protective coating. It forms an impermeable, inert and durable film after complete curing. **It is resistant to scratch, impact, abrasion, water, condensed moisture, sterile washing solution and various other chemicals.** This excellent resistance property makes it suitable for application on walls & also of sterile areas and controlled rooms. It prevents the accumulation of dust and it can be easily cleaned.

FEATURES / BENEFITS

- Available in variety of pleasant attractive colour shades.
- Cures to a glossy finish, can be made available in semi glossy or matt finish.
- Easy to apply with standard equipment & tools.
- Provides excellent resistance to water, soap water, mild acids & alkalies, salts, sterile solutions and variety of chemicals.
- Resistant to fungus and microorganism growth.
- Resistant to condensed moisture in controlled rooms.

TYPICAL APPLICATIONS

MANUFACTURING PLANTS


- Chemicals
- Pharmaceuticals
- Foods
- Dairies & breweries
- Show rooms
- Computer rooms
- Terminals
- Soft drinks bottling plant

ENGINEERING DATA

- Mixing Ratio : Part I : Part II : 90 : 10 by wt
- Viscosity of the mix on B4 Ford Cup at 30° C : 60 – 70 seconds
- Specific gravity at 30°C : 1.220 ± 0.02
- Maturation time at 30° C : 10 – 15 minutes
- Application time at 30°C : 3 – 4 hours
- Finish : Smooth & glossy
- Adhesion : Excellent
- Flexibility : Excellent
- Dry film thickness : 90 – 100 microns per coat

TECHWALL ULTRA

HIGH GLOSS POLYURETHANE WALL COATING



CHEMICAL RESISTANCE

Resistant to water, moisture, salt and soap water, mild acids & strong alkali solutions and sterile cleaning solutions.

STANDARD SHADES

White, concrete grey, brown, yellow, blue, green, terracotta & others.

COVERAGE

4 – 5 m²/liter max.

5 – 6 m²/liter max. on primer

DIRECTIONS FOR USE

SURFACE PREPARATION

Surface preparation is of great importance and will affect the degree of adhesion and life of the coating. The surface should be sound, dry, free of oils, greases and dust. The new concrete mortar / plaster should be cured for minimum 28 days. Laitance and loose particles can be removed by light sand blasting.

APPLICATION


1. Apply one coat of **Techoxy, water** dilutable epoxy coating as a Primer Coat. Allow it to dry for 6-8 hours.
2. **In case the surface is very rough, apply Techoxy white cement putty. Techoxy putty can be prepared by mixing of 1 ltr. Techoxy with 2 kgs. Of white cement and water.** Allow putty to cure for minimum 24 hours and sand it lightly by fine emery paper No. 320 to a smooth surface. Clean the dust by clean & dry cloth.
3. Apply one coat of Wallcoat by brush or spray.
4. Second coat should be applied at the intervals of 6-8 hours.
5. Allow the coating to cure for minimum 72 hours before exposing to the working conditions.

DRYING & CURING TIME SCHEDULE AT 30° C

Surface dry time	:	10-15 minutes
Intercoat application	:	6 – 8 hours
Hard dry time	:	24 hours
Full curing time	:	72 hours minimum

TECHWALL ULTRA

HIGH GLOSS POLYURETHANE WALL COATING



CLEANING

Tools and equipment should be cleaned with Xylene, Toluene, Acetone or Ketone solvents.

PRECAUTIONS

- Some people are sensitive to resins, hardeners, solvents & its vapours so it is advisable to use hand gloves and goggles.
- While application, proper ventilation should be provided.
- Avoid application below 10^o C temperatures of surface.
- At low temperatures, drying & curing periods will be prolonged.
- Avoid application on damp or moist conditions, as it will create blister formation problem.
- Shelf life of the unmixed materials is one year from the date of manufacture
- Storage – store at cool & dry place

PACKINGS

1, 4 & 20 liters.